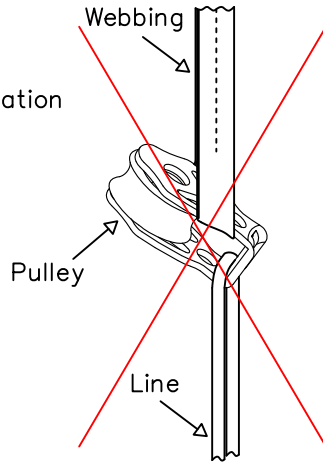


Rubber O-Ring

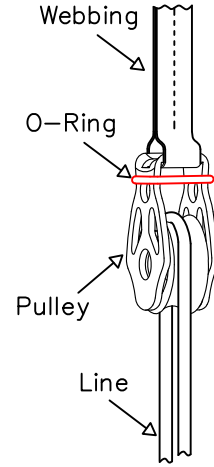
Wrong

Pulley position not secured allowing for line + webbing dislocation



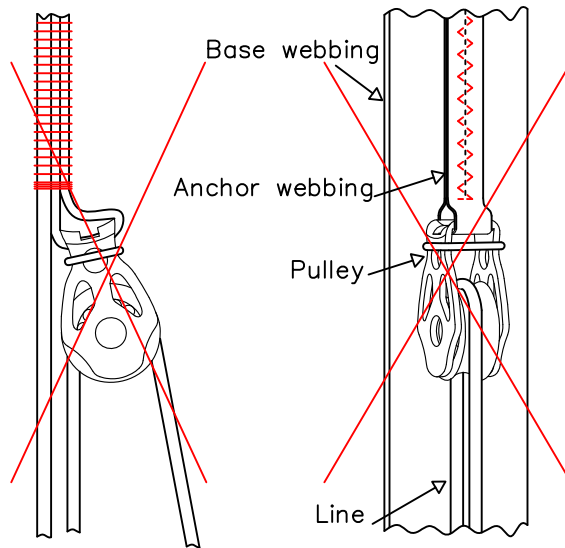
Correct

Pulley position secured by O-Ring



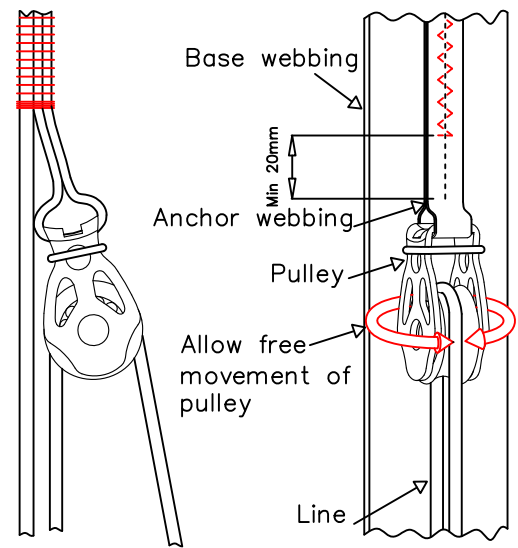
Anchoring The Pulley

Wrong



Stitching the anchor webbing to the base webbing all the way will fix pulley rigidly preventing flexing on pulley to follow the line direction.

Correct



Do not stitch the anchor webbing to the base webbing all the way. Leave minimum 20mm-30mm free to allow twisting of pulley to follow the line direction.

Drawn by	Adam Wechsler	Part N		Qty per glider
Date	20.01.14	Name	Pulley assembly	Rev
Scale	-			2
Approved	Anatoly Cohn			

APCO Aviation LTD. 

Product

Ball bearing Pulley